



www.rhopointinstruments.com



sales@rhpointinstruments.com



HANATEK 
CARTON CREASE PROOFER

Carton Crease Proofer

- Determine optimum crease settings
- Check substrate suitability
- Check ink & coating flexibility

What is crease resistance?



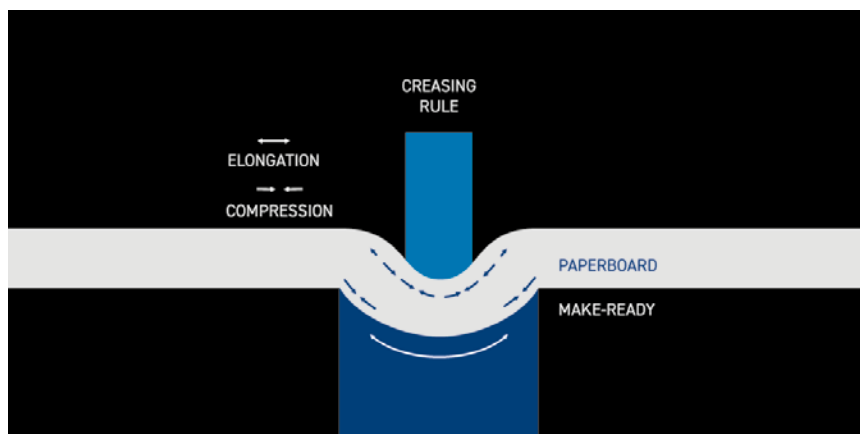
Crease resistance is an important measure that indicate how a finished carton will run on an automated glueing, filling or packaging line.

Substrate manufacturers, printers, converters and any manufacturer who fills or packs products in cartons can use this measurement to optimise production.

Quality Assurance (QA) departments use these instruments to check the running attributes of finished cartons are prior to conversion and filling, reducing lost production time from slow running or difficult to convert packaging.

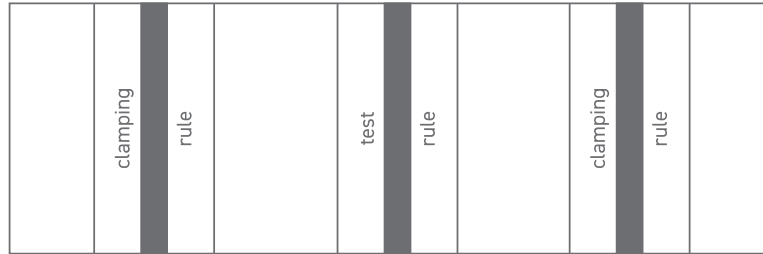
Carton manufacturers and designers can use a Hanatek Carton Crease Proofer (CCP) with a Hanatek Carton Force Analyser or Hanatek Crease & Board Stiffness Tester (CBT1) to test different substrate and crease combinations in the laboratory without committing valuable production time.

Crease resistance is a similar measure of resistance which is made across a preformed crease in the carton blank.

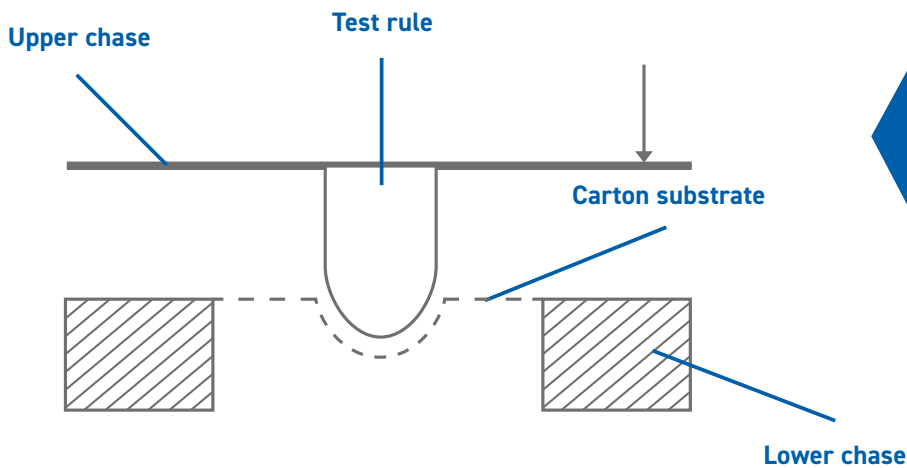
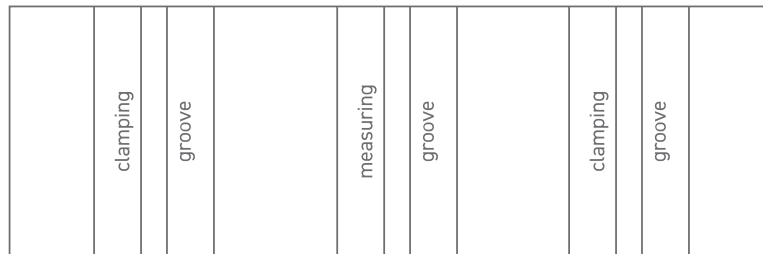


How does the CCP work?

Upper chase



Lower chase



Making a Crease

Enter the required depth on the digital dial gauge, rotate the handle of the instrument and the crease is inserted


Instrument settings

The instrument should be set up with rules and grooves appropriate to the board thickness, as shown in the table below.

Board thickness range	Width of rule	Dial gauge settings (depth of crease)
350µm - 460µm	2 pt 0.71mm	0µm
470µm - 560µm	2 pt 0.71mm	-50µm
570µm - 870µm	3 pt 1.07mm	-130µm
880µm - 1020µm	4 pt 1.42mm	-180µm

Features

The Hanatek Carton Crease Proofer (CCP) allows the user to produce production quality crease samples without committing valuable machine time. The instrument can assist in checking ink and coating flexibility. The CCP comes complete with commercially produced rules and dies which are made to the same standard as those used on a full sized cut and crease machine.



Handle

Upper chase

Lower chase

Dial thickness indicator

Unprinted carton board



Printed carton board

Specifications

Instrument Specifications	Details
Substrate	Suitable for carton board 350µm - 1020µm
Standard creasing rules (included with the instrument)	2 PT and 3 PT
Crease channels (included with the instrument)	2PT: 13x channels, 1.0mm - 2.2mm in 0.1mm increments 3 PT: 13x channels, 1.35mm - 2.55mm in 0.1mm increments
Crease depth	Selectable by user
Optional crease rules	1.5 PT or 4 PT
Dimensions	(H) 350mm x (W) 390mm x (D) 200mm
Weight	25kg
Packed weight	28.3kg
Packed dimensions	(H) 340mm x (W) 450mm x (D) 430mm
Standards	BS 4818 Method for determination of the creasing quality of carton board (Pira method)
CCP order code	HAN-A9040CREASER
CCP 4PT (optional)	HAN-A9040-100
CCP 1.5PT (optional)	HAN-A9040-200

Included items:



CCP 2PT creasing rules and die sets



3 PT creasing rules and die sets

Associated products:



Carton Force Analyser

For more repeatable testing and the ability to test small samples.



Crease & Board Stiffness Tester

Determines the board stiffness and crease resistance of carton substrates.

Calibration and service: Fast and economical service via our global network of accredited calibration and service centres. Please visit www.rhopointinstruments.com for detailed information.



TRY BEFORE YOU BUY

We offer two options for you to try out the Hanatek CCP before buying

- 1 Online demonstration:** Online presentation of the Hanatek CCP with your samples measured LIVE on Zoom, Microsoft Teams or Skype. Includes a consultation with an application specialist
- 2 Factory sample testing:** Send in samples of your material for testing and receive a comprehensive test report

[Arrange a demo](#)

Ready to receive a quote?

[Click here](#)

Rhopoint Instruments Ltd
Rhopoint House, Enviro 21 Park, Queensway Ave S,
St Leonards, TN38 9AG, UK
T: +44 (0)1424 739 622
E: sales@rhopointinstruments.com
www.rhopointinstruments.com

Rhopoint Americas Inc.
1000 John R Road, Suite 209, Troy,
MI, 48083, United States
T: 1.248.850.7171
E: sales@rhopointamericas.com
www.rhopointamericas.com

Rhopoint Instruments GmbH
An der Kanzel 2
D-97253 Gaukönigshofen, Deutschland
T: +49 (0)9337 900-4799
E: info@rhopointinstruments.de
www.rhopointinstruments.de



All images are for illustrative purposes only

E&OE ©Rhopoint Instruments Ltd. March 2022